



Utah Prison Projection Project (UPPP)

April, 2025 - Update

A CCJJ & UDOC Collaboration

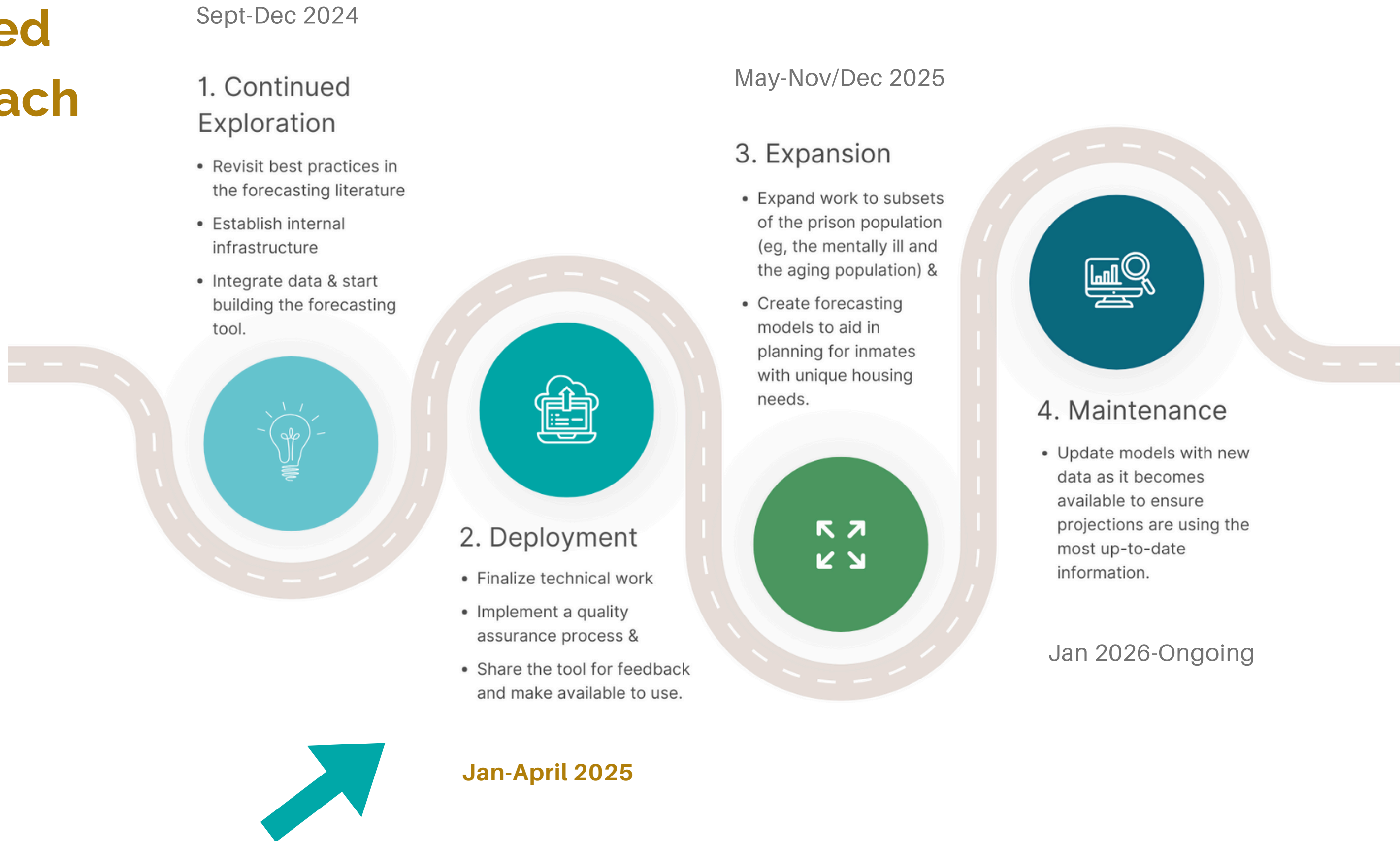
<https://justice.utah.gov/>



UPPPP Project Plan

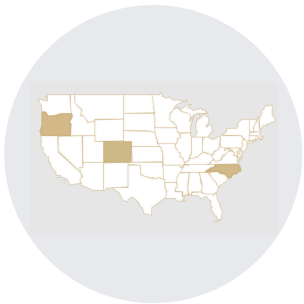
Review of project plan

A Four- Phased Approach



TEAM PROGRESS

Work done to date and next steps



1 - Review & Meeting w. States

Reviewed best practices and met with 3 states and local data teams.

Sept - Dec 2024

2 - Forecasting & Tool Development

Development of a forecasting technical workbook and data tool.

Jan - March 2025

3 - Beginnings of Scenario Building

Began work on building in sub-populations and scenarios for phase 3.

Jan - March 2025

4 - Next Steps: Review & Feedback


Review with UDOC & GOPB and assess impact of new bills.

March - April 2025

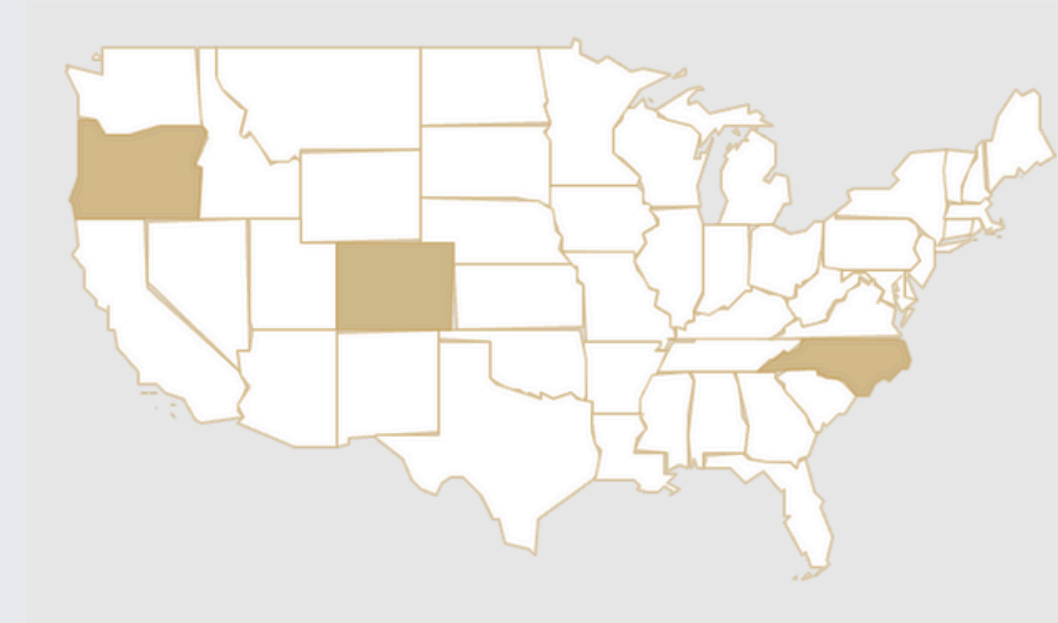
5 - Next steps: Phase 3

Implement scenario based projections and a more sophisticated tool.

May - Nov/Dec 2025



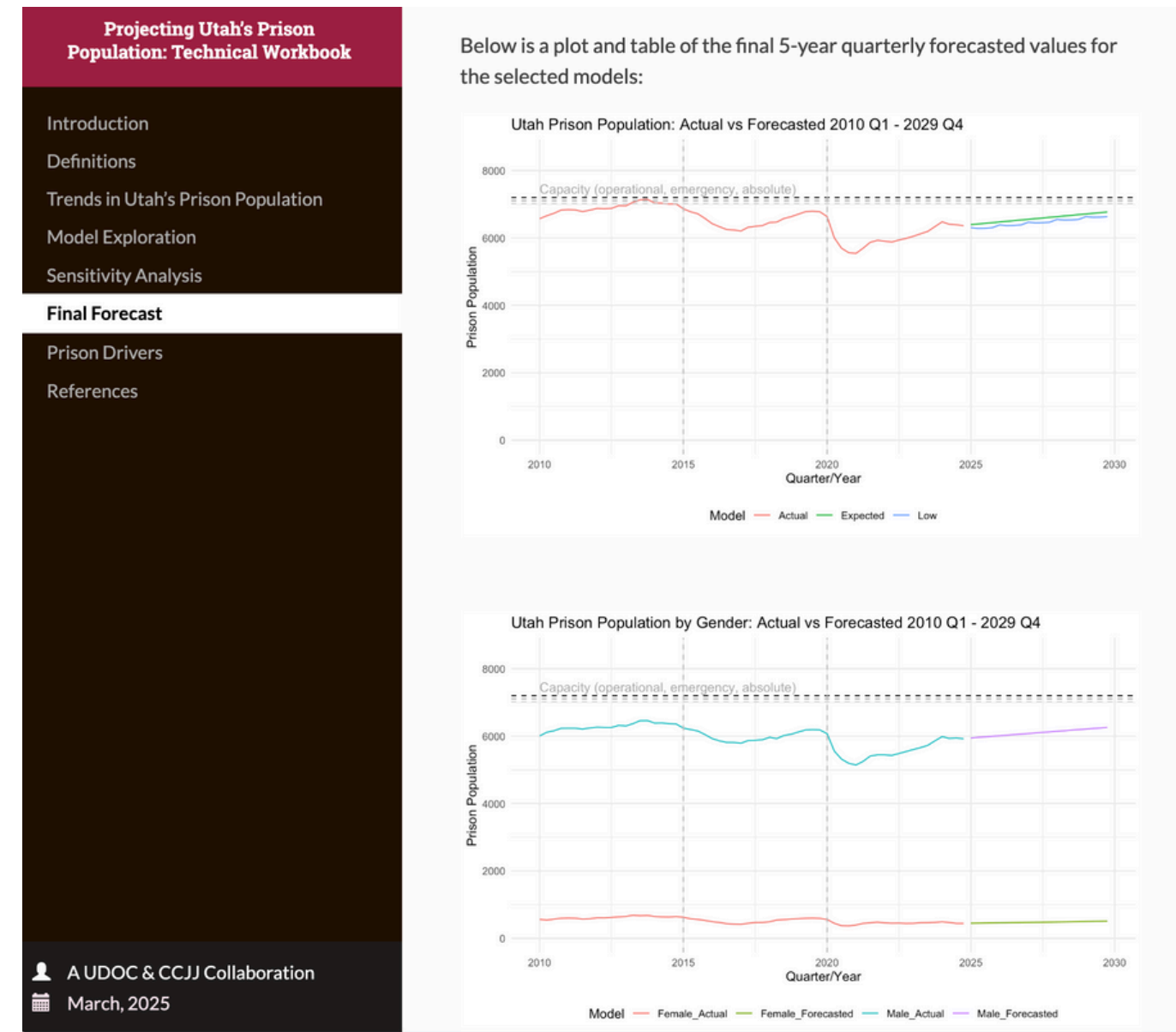
1. Lessons from States



- **“The Gold Standard:”** Individual based *simulation* models
 - Used by e.g., Oregon, Colorado & North Carolina
 - Also used in 2016 jri projections and by other prominent CJ organizations
 - Takes time to build and need local adaptations. For a review, please visit this [link](#).
- **Time Series Methods:** Other commonly used methods include time series forecasting methods applied to aggregate prison population data

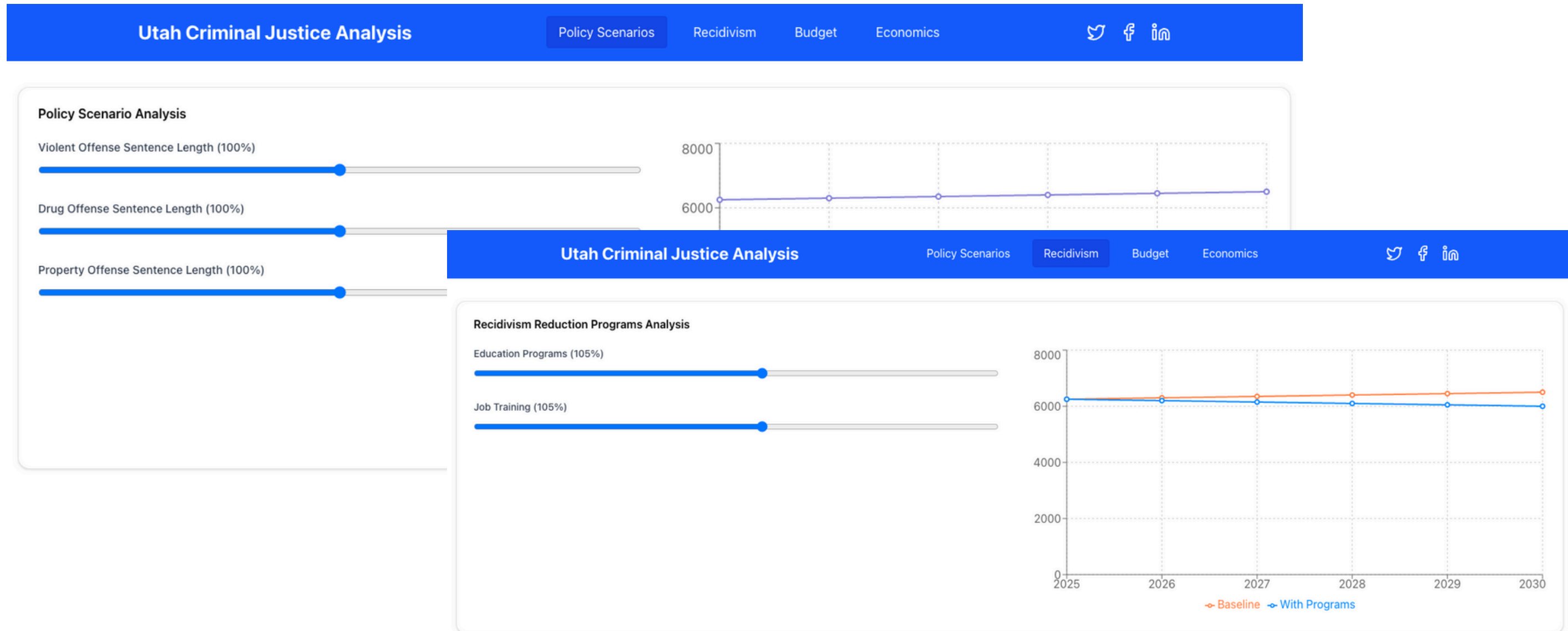
2. Forecasting & Tool Development

- **Technical Workbook:** Created a technical workbook comparing different projection models.
 - Adjustments for jri & covid-19
 - Assessed impact of general population growth and violent crime
 - **Selected work will populate the data tool!**
- **Prison Drivers:** Visualizations of factors affecting prison populations (e.g., admissions by entry type/offense and gender).
- **Challenges:** Similar to other states, uncertainty after Covid-19 and new bills remains.



May not represent a final forecast(s)

3. Beginnings of Scenario Building



4. Next Steps: Review & Feedback

- UDOC feedback
- New bills (most prominently HB207) initial impact review
- GOPB feedback
 - E.g., use of calendar vs fiscal year data
 - Frequency of updates (e.g., quarterly, vs annually)
 - Overall feedback



5. Next Steps: Phase 3

- Develop simulation models (e.g., stock-flow models) working with UDOC and BOPP data teams
- Implement scenario based projections based on sub-populations &
- Development of a more sophisticated data tool (due November/December 2025) - examples seen on previous slides



Thank You



<https://justice.utah.gov/>

